

High efficiency filter elements for hydraulic and lubrication oils



Powering Business Worldwide

Proven solutions for long element life and consistent performance

Eaton's hydraulic filtration product line features more than 4,000 high-quality filter elements with a high dirt-holding capacity to ensure consistent filter efficiency and long element life. These elements are available with various filter materials, different construction types and micron ratings to help protect critical system components.

Eaton's wide range of filter elements provide trouble-free operation when filtering hydraulic fluids, cooling lubricants or water-based fluids and are designed to achieve cleanliness class requirements. Eaton can perform fluid analysis on-site or in our lab to determine the best filter element for your hydraulic and lubrication system requirements.

Benefits

- The multi-layer design in combination with one of the largest filter surfaces on the market results in a high dirt holding capacity and improved service life
- Consistent filter efficiency, even at high differential pressure
- Improved system protection
- Decreased number of maintenance operations
- Extended filter element life
- Customized solutions for specific filtration challenges
- Laboratory services
- Technical consulting and engineering support

Markets:

- Power generation
- Agriculture and construction
- Material handling
- Wind
- Oil and gas

Applications:

- Compressors
- Gearboxes
- Power units
- Lubrication modules
- Mobile hydraulics
- Factory equipment



Filter element selection guide



01.E pressure filter elements

Nominal sizes: 30 – 1350
(435 psi/30 bar and 2,320 psi/160 bar)
These elements are ideal for use in medium and high pressure in-line filters to protect system components such as valves and hydraulic motors.




01.E return-line filter elements

Nominal sizes: 41 – 950
(232 psi/16 bar)
These elements are ideal for use in return-line filters to reduce the oil contamination in the hydraulic system.



01.E lubrication filter elements

Nominal sizes: 631 – 4001
(145 psi/10 bar)
These elements are ideal for use in larger lubrication filters to protect system components and reduce oil contamination.



01.NR return-line filter elements

Nominal sizes: 63 – 1000
(145 psi/10 bar)
These elements meet DIN 24550-4 standards and are ideal for use in return-line filters to reduce oil contamination.



01.NL in-line filter elements

Nominal sizes: 40 – 1000
(435 psi/30 bar and 2,320 psi/160 bar)
These elements meet DIN 24550-3 standards and are ideal for use in pressure filters to protect system components.



01.N in-line filter elements

Nominal size: 100
(232 psi/16 bar)
These elements are ideal for use in low pressure in-line filters to protect system components such as valves and hydraulic motors.



01.AS and TS suction filter elements

Nominal sizes: 180 – 631
These elements are ideal for use in suction filters to protect sensitive hydraulic pumps.



01.NBF breather filter elements

Nominal sizes: 25 – 125
These elements are ideal for use in tank breather filters to protect the hydraulic fluid from contamination in the ambient air.



01.WSNR Watersorp off-line filter elements

Nominal sizes: 250 – 1000
(145 psi/10 bar)
These elements are ideal for use in off-line filters to remove particles and water from the hydraulic system.



Technical data and product selection guide

Eaton's filter elements are designed to flow from the outside to the inside except for the AS and TS suction filter elements, which flow from the inside to the outside.

The nominal size of the filter element corresponds to the application flow rate in l/min at a filter fineness of $R_{20 \mu m(c)} \geq 200$.

For oil conductivity below 300 pS/m we recommend specification IS27.










Example for product key: **01.NL 630.10 VG.30.E.P.-**

Filter element type	Series	Nominal size	Grade of filter fineness	Filter material ¹	Δp resistance	Design	Sealing material	Specification
Pressure filter elements	01.E	30, 60, 90, 150, 170, 240, 360, 450, 600, 900, 1350	3 VG, 6 VG, 10 VG, 16 VG, 25 VG	VG	30 = 435 psi (30 bar), 160 = 2,320 psi (160 bar) high resistance	E = single open end	P = Nitrile, V = Viton, others on request	- = Standard element ISxx ² = Elements for special applications VA = High water content oil
			10 G, 25 G, 40 G, 80 G	G				
Return-line filter elements	01.E	41, 55, 70, 120, 175, 210, 320, 330, 425, 625, 631, 950	3 VG, 6 VG, 10 VG, 16 VG, 25 VG	VG	16 = 232 psi (16 bar)	E = single open end, S = bypass valve with several opening pressure options	P = Nitrile, V = Viton, others on request	- = Standard element ISxx ² = Elements for special applications
			10 G, 25 G, 40 G, 80 G	G				
Lubrication filter elements	01.E	631, 1201, 1501, 2001, 3001, 4001	3 VG, 6 VG, 10 VG, 16 VG, 25 VG	VG	10 = 145 psi (10 bar)	E = single open end, S = bypass valve with several opening pressure options	P = Nitrile, V = Viton, others on request	- = Standard element ISxx ² = Elements for special applications VA = High water content oil
			10 API, 25 API	API				
			10 G, 25 G, 40 G, 80 G	G				
Return-line filter elements according to DIN 24550-4	01.NR	63, 100, 160, 250, 400, 630, 1000	3 VG, 6 VG, 10 VG, 16 VG, 25 VG	VG	10 = 145 psi (10 bar)	B = double open end	P = Nitrile, V = Viton, others on request	- = Standard element ISxx ² = Elements for special applications VA = High water content oil
			10 API, 25 API	API				
			10 G, 25 G, 40 G, 80 G	G				
In-line filter elements according to DIN 24550-3	01.NL	40, 63, 100, 160, 250, 400, 630, 1000	3 VG, 6 VG, 10 VG, 16 VG, 25 VG	VG	30 = 435 psi (30 bar), 160 = 2,320 psi (160 bar) high resistance	E = single open end, S = bypass valve with several opening pressure options	P = Nitrile, V = Viton, others on request	- = Standard element ISxx ² = Elements for special applications VA = High water content oil
			10 API, 25 API	API	30 = 435 psi (30 bar)			
			10 G, 25 G, 40 G, 80 G	G	30 = 435 psi (30 bar), 160 = 2,320 psi (160 bar) high resistance			
In-line filter elements	01.N	100	3 VG, 6 VG, 10 VG, 16 VG, 25 VG	VG	16 = 232 psi (16 bar)	E = single open end, S = bypass valve with several opening pressure options	P = Nitrile, V = Viton, others on request	- = Standard element ISxx ² = Elements for special applications VA = High water content oil
			10 API, 25 API	API				
			10 G, 25 G, 40 G, 80 G	G				
Suction filter elements	01.AS	180, 220, 630, 631	10 G, 25 G, 40 G, 80 G	G	-	B = double open end	-	- = Standard element ISxx ² = Elements for special applications
Tank/Suction filter elements	01.TS	210, 310, 425, 625	10 G, 25 G, 40 G, 80 G	G	-	B = double open end	-	- = Standard element ISxx ² = Elements for special applications
Breather filter elements	01.NBF	25, 40, 55, 85, 125	3 VL	VL	-	-	V = Viton	- = Standard element ISxx ² = Elements for special applications
			10 P	P			P = Nitrile	
Watersorp off-line filter elements	01.WSNR	250, 630, 1000	3 WVG, 10 WVG	WVG	10 = 145 psi (10 bar)	B = double open end	P = Nitrile, V = Viton, others on request	- = Standard element


¹ VG = Glass fiber fleece, API = Glass fiber fleece, G = Stainless steel wire mesh, VL = Glass fiber fleece, P = Paper, WVG = Glass fiber fleece with absorption layer

² IS06 = HFC and Polyglycol applications, IS07 = NH₃ applications, IS08 = High temperature applications, IS27 = Electrostatic critical applications

Assignment of filter element to filter housing

Filter housing type	Series	Filter element series and nominal size										
		01.E 30 - 1350	01.E 41 - 950	01.E 631 - 4001	01.NR 63 - 1000	01.NL 40 - 1000	01.N 100	01.AS 180 - 631	01.RS 225	01.TS 210 - 625	01.NBF 25 - 125	01.WSNR 250 - 1000
Return-line filters 	TEF	■	■	■								
	DTEF		■	■								
	TEFB	■	■									
	TRW		■									
	RF		■									
Return-line filters with suction connection 	TRS		■					■				
	TNRS				■							
Duplex pressure filters 	MDD					■						
	EHD/HDD	■										
	EDU/DU			■	■	■	■					
	DUV			■	■	■						
	DWF			■								
	EDA/DA					■						
Pressure filters, PN < 1,450 psi (100 bar) 	LF			■	■	■	■					■
Pressure filters, PN > 1,450 psi (100 bar) 	ML	■										
	MNL					■						
	MF	■										
	MFO	■										
	MLO	■										
	EH/HP	■										
	HPW	■										
	HPV	■										
	MDV					■						
	EHP	■										
Manifold mounted pressure filter, PN > 1,450 psi (100 bar) 	MNU					■						
	HNU					■						
	HPU		■									
	HPP	■										
	EHPF/HPF	■										
	HPX	■										
	HPY	■										
	HPFO	■										
	HPZ	■										
	FHP		■									
Tank mounted suction filters 	AS							■				
	TS									■		
	TSW									■		
Off-line filters 	NF				■							■
Tank breathers 	NBF										■	

Filter element material layers



Glass fiber fleece (VG)

Multilayer, pleated construction made with synthetic glass fibers.

Features:

- High retention of fine contaminants while maintaining performance over the life of the element
- High dirt-holding capacity
- High stability to variable operating pressures and flow rates
- High collapse resistance for added protection

Glass fiber fleece (API)

Multilayer, pleated construction made with synthetic glass fibers.

Features:

- Low differential pressure design for lubrication applications
- Fulfills the requirements of API 614 standard

Glass fiber fleece with absorption layer (WVG)

Multilayer, pleated construction made with synthetic glass fibers.

Feature:

- Combines removal of solid contamination and water removal by using a microglass and a water absorption layer

Stainless steel wire mesh (G)

Single or multilayer, pleated construction made with stainless steel wire mesh in different weaves, depending on retention ratings.

Features:

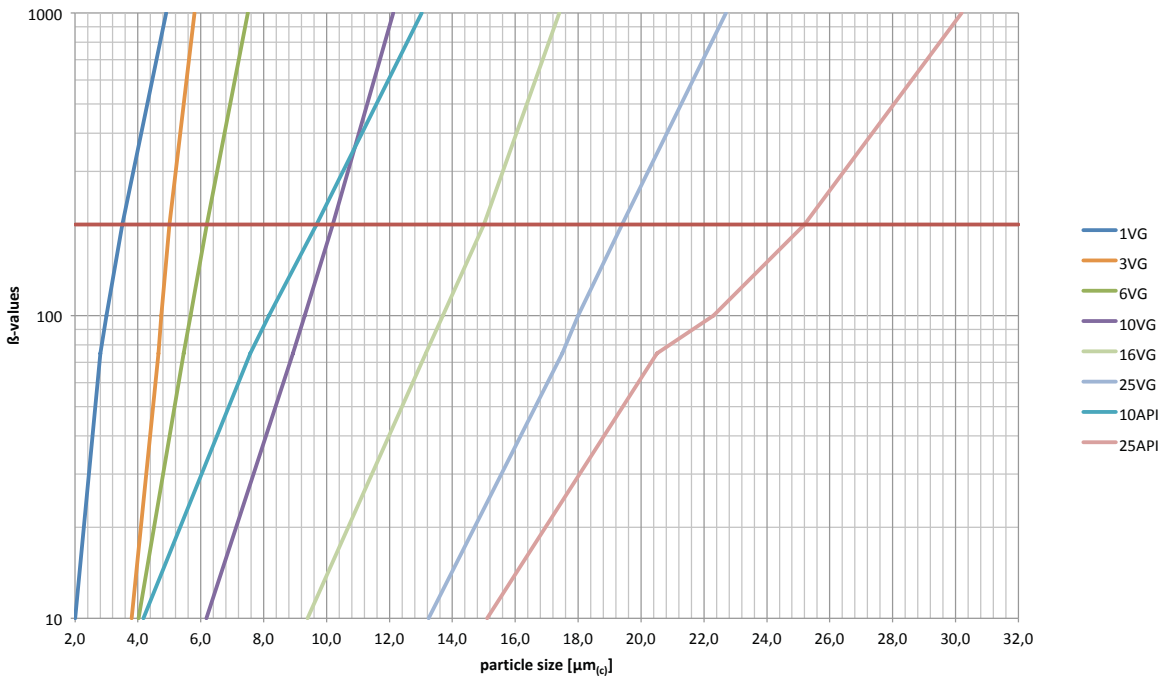
- Removes particulate from coarse contaminated fluids
- Protects pumps with a minimal pressure drop decreasing the risk of cavitation
- Compatible with a wide range of fluid types

Paper (P)

Single layer, pleated construction made with organic cellulose fiber fleece used for flushing operations.

Filter efficiency data

Filtration quotient $\beta_{x \mu m(c)}$ for filter materials



Multi-pass performance according to ISO 16889

Calculation of the filtration quotient $\beta_{x \mu m(c)}$

$$\beta_{x \mu m(c)} = \frac{\text{amount of particles of the size } \geq x \mu m(c) \text{ before the filter}}{\text{amount of particles of the size } \geq x \mu m(c) \text{ after the filter}}$$

Conversion of filtration quotient $\beta_{x \mu m(c)}$ into filtration efficiency (in %)

$$\frac{\text{filtration quotient} - 1}{\text{filtration quotient}} \times 100 = \%$$

e.g.
 $\beta_{10 \mu m(c)} = 200 \rightarrow \frac{(200-1)}{200} \times 100 = 99.5\%$

In addition to proprietary tests developed by Eaton, filter elements are tested according to several ISO standards:

- ISO 2941** Verification of collapse/burst pressure rating
- ISO 2942** Verification of fabrication integrity
- ISO 2943** Verification of material compatibility with fluids
- ISO 3723** Method for end load test
- ISO 3724** Determination of resistance to flow fatigue using particulate contaminant
- ISO 3968** Evaluation of pressure drop versus flow characteristics
- ISO 16889** Multi-pass method for evaluating filtration performance

Systems sensitivity and optimal cleanliness class

System types Application case	Req. class acc. to ISO 4406:99	Req. class acc. to NAS 1638	Recommended Eaton filter material
Against fine soiling and gumming up of sensitive systems	16/12/8	2-3	1 VG
	17/13/9	3-4	3 VG
Heavy-duty servo motor systems; high pressure systems with long service life	19/15/11	4-6	6 VG
Proportional valves; industrial hydraulics with high operating safety	20/16/13	7-8	10 VG
Mobile hydraulics; common mechanical engineering, medium pressure systems	22/18/14	7-9	16 VG
Heavy industries; low pressure systems; mobile hydraulics	23/19/15	9-11	25 VG

The cleanliness of the oil in a hydraulic system is determined by the micron rating of the filter element, the specific contaminant, and the size and distribution of the particles in the fluid.

This table presents standard data values. The quality of a particular oil can be determined using established analysis procedures.



Powering Business Worldwide

North America

44 Apple Street
Tinton Falls, NJ 07724
Toll Free: 800 656-3344
(North America only)
Tel: +1 732 212-4700

Europe/Africa/Middle East

Auf der Heide 2
53947 Nettersheim, Germany
Tel: +49 2486 809-0

Friedensstraße 41
68804 Altludersheim, Germany

Tel: +49 6205 2094-0

An den Nahewiesen 24
55450 Langenlonsheim, Germany
Tel: +49 6704 204-0

China

No. 3, Lane 280,
Linhong Road
Changning District, 200335
Shanghai, P.R. China
Tel: +86 21 5200-0099

Singapore

100G Pasir Panjang Road #07-08
Singapore 118523
Tel: +65 6825-1668

Brazil

Av. Ermano Marchetti, 1435 -
Água Branca, São Paulo - SP,
05038-001, Brasil
Tel: +55 11 3616-8461

**For more information, please
email us at filtration@eaton.com
or visit www.eaton.com/filtration**

© 2020 Eaton. All rights reserved. All trademarks and registered trademarks are the property of their respective owners. All information and recommendations appearing in this brochure concerning the use of products described herein are based on tests believed to be reliable. However, it is the user's responsibility to determine the suitability for his own use of such products. Since the actual use by others is beyond our control, no guarantee, expressed or implied, is made by Eaton as to the effects of such use or the results to be obtained. Eaton assumes no liability arising out of the use by others of such products. Nor is the information herein to be construed as absolutely complete, since additional information may be necessary or desirable when particular or exceptional conditions or circumstances exist or because of applicable laws or government regulations.

US
09-2020

